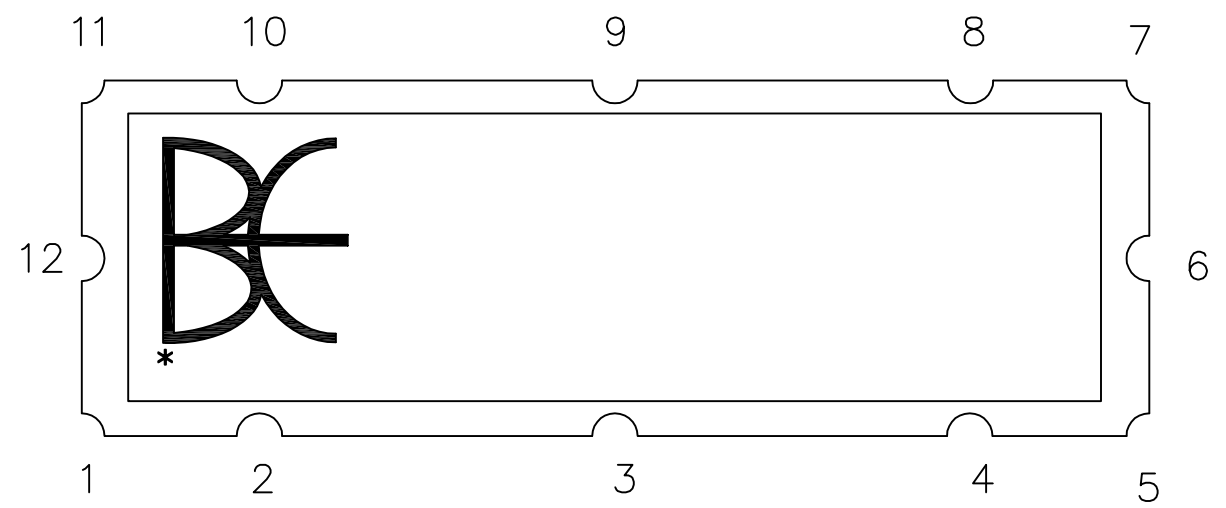
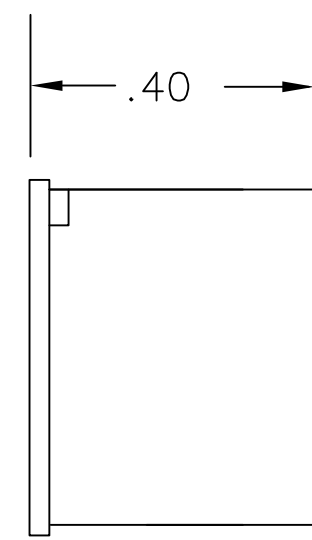
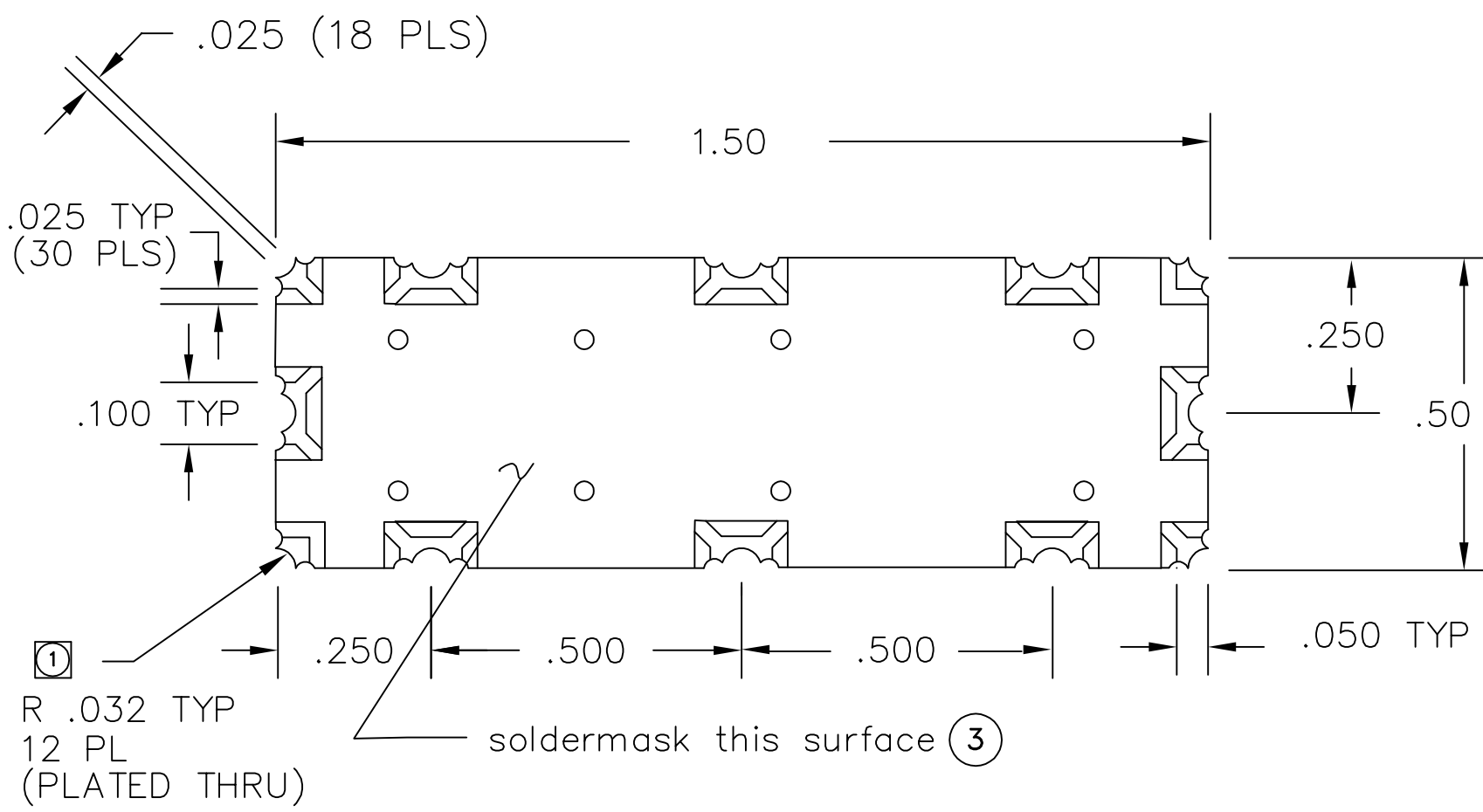


REVISIONS			
REV	DESCRIPTION	DATE	APPROVED
1	Re draw on CAD	1/15/04	BE
2	Add Plating	12/02/08	BE
3	Add Note	06/02/09	



CONTACT I/O
(TOP VIEW)

- ③ Solder Mask: SR1000, LPI or equivalent.
- 2 Contact 1 - RF IN
Contact 7 - RF OUT
All other contacts are ground
- ① Location of plated thru holes are to be held at +/- .005.

THE INFORMATION CONTAINED IN THIS DRAWING IS THE SOLE PROPERTY OF BREE ENGINEERING. ANY REPRODUCTION IN PART OR WHOLE WITHOUT THE WRITTEN PERMISSION OF BREE ENGINEERING IS PROHIBITED.

UNLESS OTHERWISE SPECIFIED DIMENSIONS ARE IN INCHES & TOLERANCES ARE: .XXX .XX ANGLES ±.005 ±.01	CAD GENERATED DRAWING DO NOT MANUALLY UPDATE		BREE ENGINEERING
	DWN LN	DATE 12/10/01	
MATERIAL PCB-FR4	CHK BE	DATE 12/14/01	OUTLINE
	RESP ENG		
FINISH Gold/Soldermask	MFG ENG		SIZE CAGE CODE DWG NO B 1K3H5 700072
	QUAL ENG		
Scale for REFERENCE ONLY			REV 3
SCALE N/A			SHEET 1 OF 1