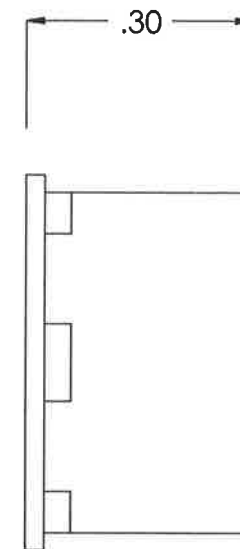
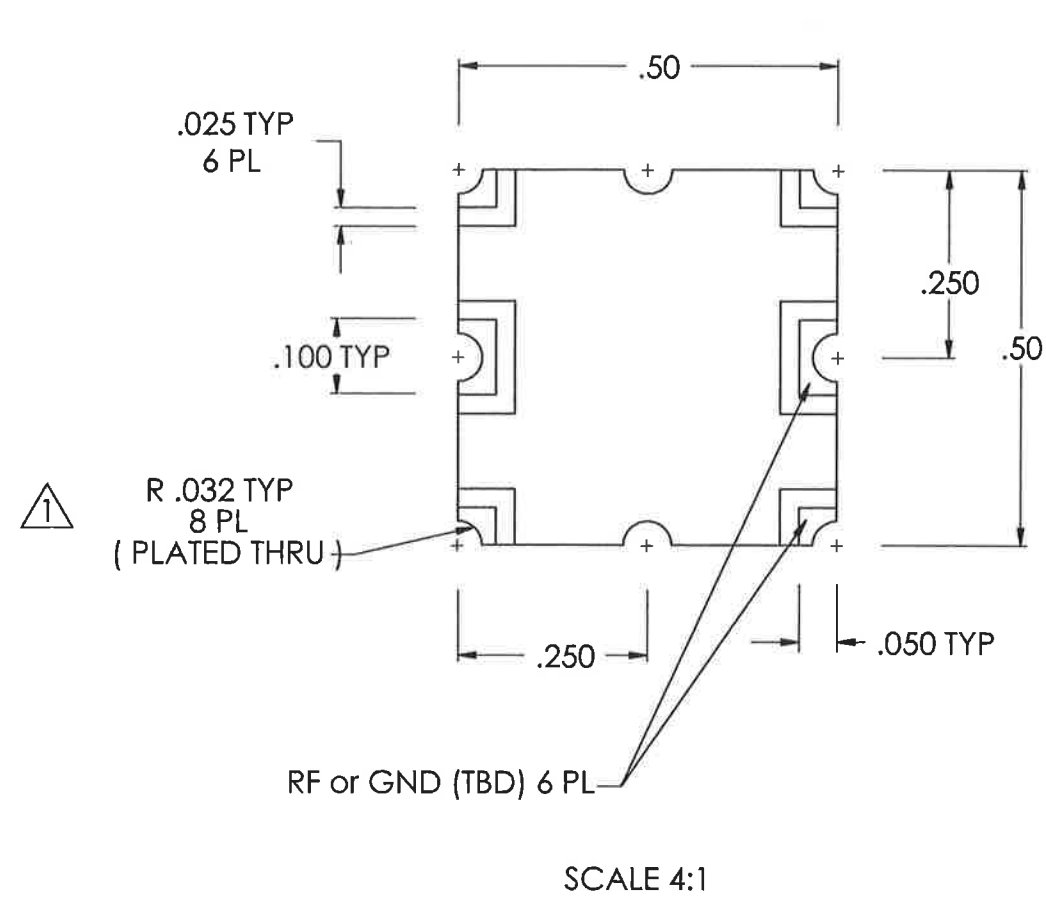
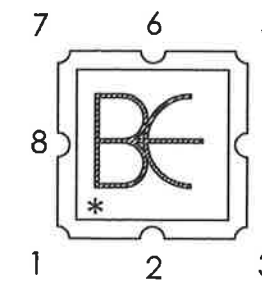


THE INFORMATION CONTAINED IN THIS DRAWING IS THE SOLE PROPERTY OF BREE ENGINEERING ANY REPRODUCTION IN PART OR WHOLE WITHOUT THE WRITTEN PERMISSION OF BREE ENGINEERING IS PROHIBITED.

REVISIONS			
REV.	DESCRIPTION	DATE	APPROVED
A	A D D I/O	02-05-00	BE
B	CAD DRAWING	03-04-00	BE



SCALE 4:1



CONTACT I/O  
(TOP VIEW)  
SCALE 2:1

⚠ Location of plated thru holes are to be held at  $\pm .005$

UNLESS OTHERWISE SPECIFIED DIMENSIONS ARE IN INCHES TOLERANCES ARE: FRACTIONS    DECIMALS    ANGLES $\pm$ .XX $\pm$ .01 $\pm$ .XXX $\pm$ .005	CAD GENERATED DRAWING, DO NOT MANUALLY UPDATE		Bree Engineering FSCM NO. 1K3H5	
	APPROVALS	DATE		
	DRAWN	BE	07-26-99	OUTLINE SIZE B DWG. NO. 700011 REV. B SCALE CAD FILE: SHEET 1 OF 1
	CHECKED			
MATERIAL	RESP ENG			
FINISH	MFG ENG			
DO NOT SCALE DRAWING	QUAL ENG			