

4

3

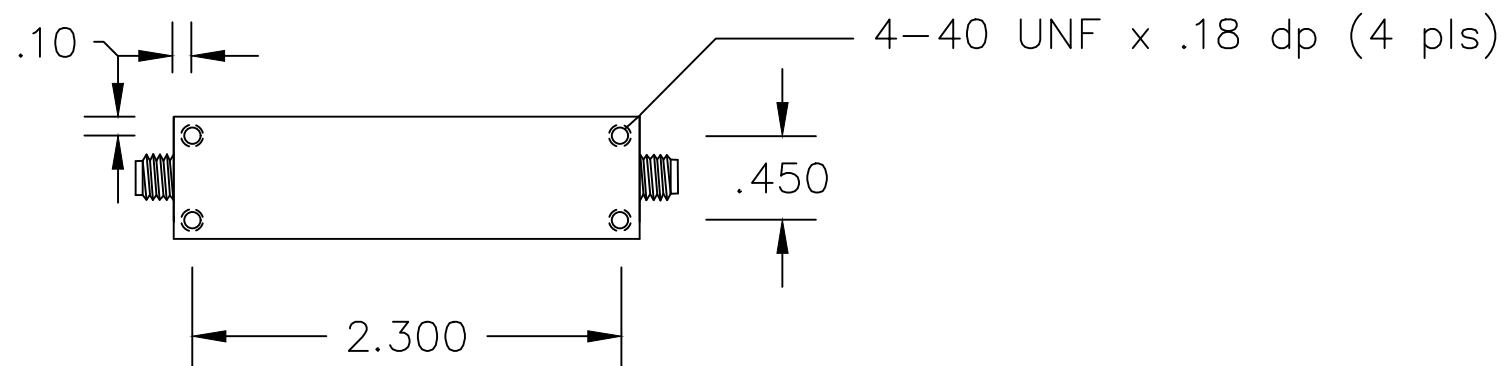
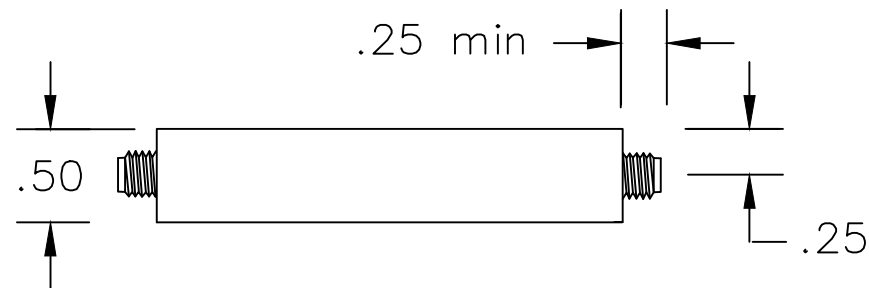
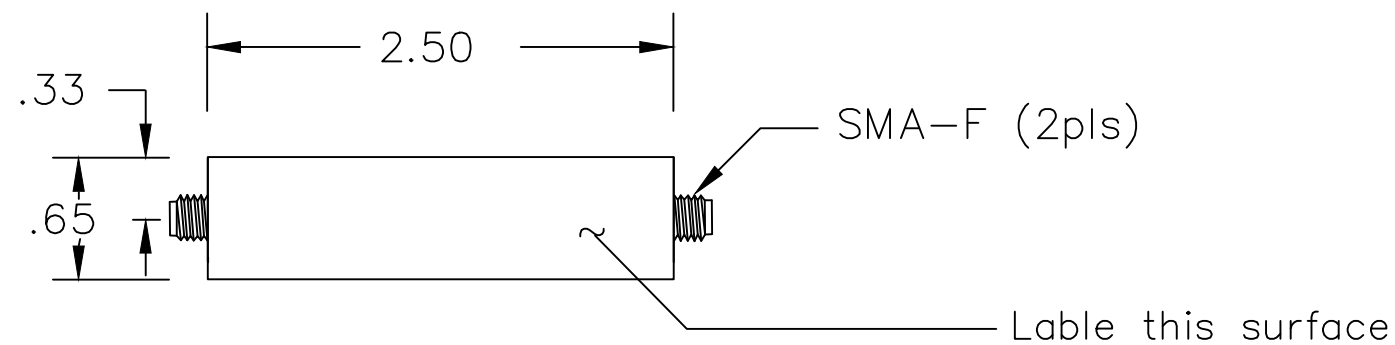
2

CAGEC DWG NO SH REV  
1K3H5 700012 1 1

REVISIONS			
REV	DESCRIPTION	DATE	APPROVED
1	Re Draw on CAD	2/6/02	

B

B



A

A

THE INFORMATION CONTAINED IN THIS DRAWING IS THE SOLE PROPERTY OF BREE ENGINEERING. ANY REPRODUCTION IN PART OR WHOLE WITHOUT THE WRITTEN PERMISSION OF BREE ENGINEERING IS PROHIBITED.

UNLESS OTHERWISE SPECIFIED DIMENSIONS ARE IN INCHES & TOLERANCES ARE: .XXX .XX ANGLES ±.005 ±.01	CAD GENERATED DRAWING DO NOT MANUALLY UPDATE		BREE ENGINEERING
	DWN LN	DATE 02/06/02	
FINISH Nickel	CHK		OUTLINE
	RESP ENG		
	MFG ENG		
	QUAL ENG		
Scale for REFERENCE ONLY		SIZE CAGE CODE DWG NO B 1K3H5 700012	REV 1
		SCALE N/A	SHEET 1 OF 1

4

3

2

1