

4

3

2

CAGEC
1K3H5

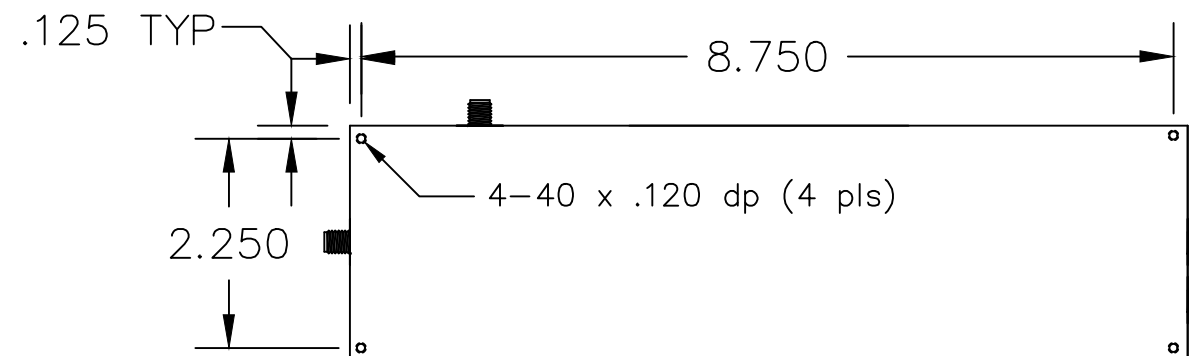
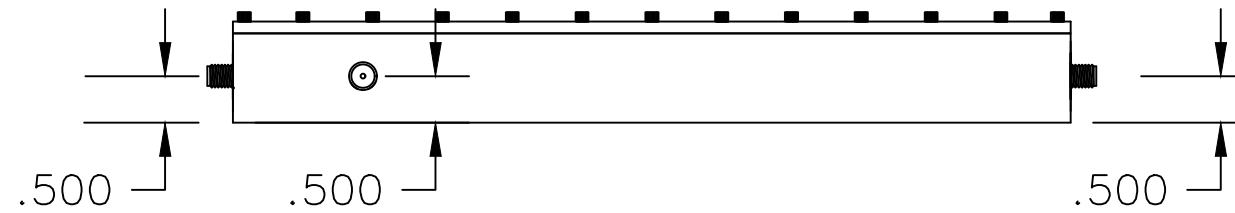
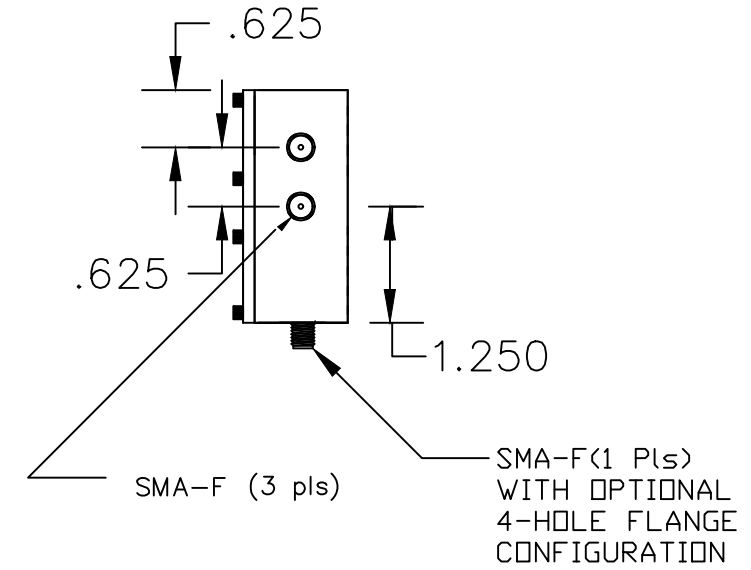
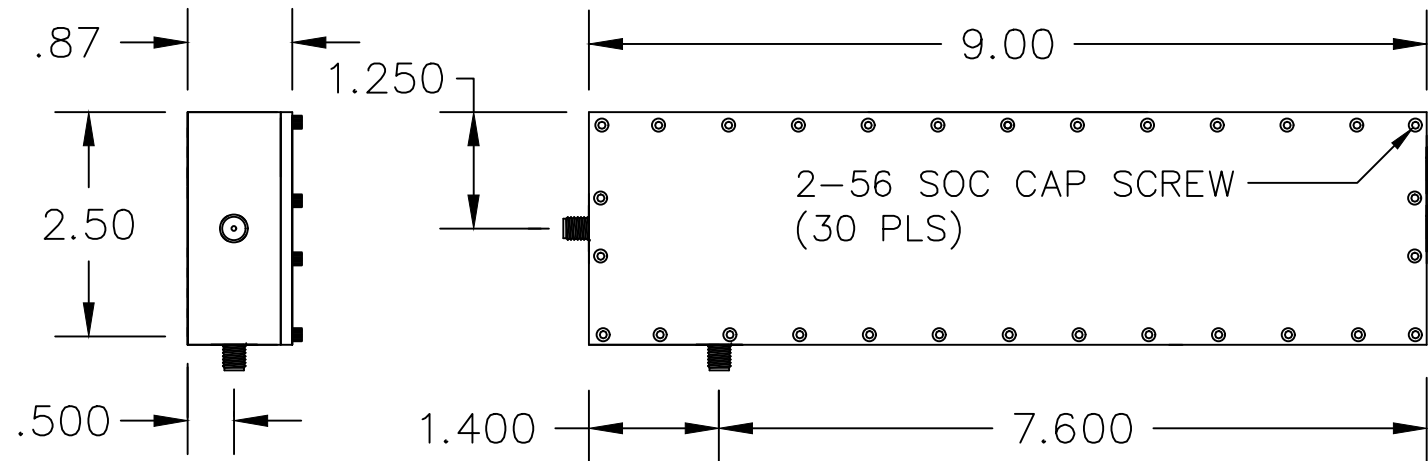
DWG NO
700264

SH
1

REV
1

1

REVISIONS			
REV	DESCRIPTION	DATE	APPROVED
1	Correct connector call out	11/28/18	



B

B

A

A

THE INFORMATION CONTAINED IN THIS DRAWING IS THE SOLE PROPERTY OF BREE ENGINEERING. ANY REPRODUCTION IN PART OR WHOLE WITHOUT THE WRITTEN PERMISSION OF BREE ENGINEERING IS PROHIBITED.

UNLESS OTHERWISE SPECIFIED DIMENSIONS ARE IN INCHES & TOLERANCES ARE:
.XXX .XX ANGLES
±.005 ±.01

CAD GENERATED DRAWING DO NOT MANUALLY UPDATE
DWN LN DATE
CHK BE 2/23/17
RESP ENG
MFG ENG

B BREE ENGINEERING

MATERIAL
Alumn
FINISH
Nickel
QQ-N-290A
Class 2, Grade F

QUAL ENG
Scale for REFERENCE ONLY

OUTLINE
SIZE CAGE CODE DWG NO REV
B 1K3H5 700264 1
SCALE TBD SHEET 1 of 1

4

3

2

1